

Summer
2010



CalicoGals

www.calicogals.com Owner: Janet Lutz
Syracuse: 315•445•0617 Oswego: 315-343-0272



Dear friends:

Here is the joke that I am telling everyone: I am empty nesting, so I decided to open another store! The truth is more like that I am young enough and ambitious enough and crazy enough to try it! Welcome to **Calico Gals Harborview**, the new store in Oswego, NY. Yes, there is more to the story and you can read it about it and see the photos on the blog at www.calicogals.com. In the meantime, take a look at the sales, trips and specials we are offering to celebrate! Please

Identify all of the classes in the Oswego store by the round frames throughout the newsletter.

come up for a visit this summer. It's a beautiful store in a beautiful location! Blessings to you!

Taste of Summer

Tuesday, June 22

Open House 3 to 8 pm

In the Syracuse Store

Ahhh... summer... this is what we've been waiting for! Join the celebration and get a taste of Calico Gals' summer classes and events. Enjoy refreshments, friends and fun!

The "MOVIN' in to 199 SALE" June 23rd thru 26th

We started playing on the "199" in our new address and had some fun coming up with a sale! Stop in to Calico Gals Harborview and pick up a pile of fat quarters at 2 for \$1.99. Wow! that's only 99-1/2 cents each!! How about patterns for \$1.99? Fabric on sale for as little as \$1.99 yard? Incredible, but true! Calico Gals really wants you to come on in and check out the new store!

Calico Gals Harborview is located at 199 West First Street, Oswego, in the Canal Commons Building. From Syracuse, take Route 481 to Oswego, turn left on Route 104, over the bridge and then immediately left into the parking lot. Or catch the bus on June 25th to go to the sale. Just \$19.99 and includes lot of fun. Read about it and all our trips on the next page.

On sale in both stores:



The best price ever on the SewComfort XL Chair!

Commercial grade fabric in four color options: Jade, Mocha, Wine and Sapphire. Wood base in 8 finishes to match your cabinet or decor. Easily adjusts to work with any height studio. Limited to stock on hand.




Natalie

If you are a new sewer or know someone who is, the Natalie is an excellent choice. The perfect machine for entry-level and budget-minded sewers, she has easy to use features with the durability a new sewer demands.



All Aboard!



Get outta town with Calico Gals!
Get on the bus, hop in the car or jump
in the back of the truck. The gals are going
shopping and you are invited to join the
fun. All trips are open to everyone.

BUS TRIPS

Bus to the sale! Friday, June 25th
Get on the bus to the new Harborview store
for the "Movin' in to 199 sale."
The air-conditioned bus will leave the Syracuse store
at 10:30 am. In Oswego you can get some great
deals in the movin' in sale, shop in the local shops,
walk along the river and lunch in one of the nearby
cafes. We'll stop for ice cream on the way home and
you'll be back by 4:00 pm. Bus fare (including ice
cream and laughter) is just \$19.99.

Chocolate, Fabric and Wine Tour
Saturday, July 24th

Calico Gal, Lynn Schantz, has planned another
amazing day of fun and shopping. Start your tour in
Syracuse when you get on the air-conditioned bus
and meet the other fabric-addicted travelers. First
stop will be the world renowned Oliver's Candies
in Batavia, NY. Wait - don't spend all your money
on sweets! Our next stop is Creekside Fabrics in
the quaint and historic village of Arcade, NY. In
addition to fabrics, a local cafe is offering a lunch for
only \$9 each that includes soup, salad, wraps, beverage,
tax and tip. But wait - don't fill up too much!
Our last stop is the Montezuma Winery and gift
shop. This fabulous tour of beautiful upstate New
York leaves Syracuse at 7:00 am and returns at 7:00
pm. Cost is \$42.00 per person plus lunch.

Car Caravan Thursday, July 8th

The Calico Bear Paws are sponsoring a Car
Caravan Road Trip to Patchwork Angels Quilt
Shop in Endicott, NY and Sew Nice in Norwich,
NY. Anyone can go - get some friends and fill a
car. A bunch of the gals recently visited these
shops and had a blast.



Join a Car Caravan trip!

Grab some friends and
fill a car. Meet at the
store for plans and
maps. Shop together
and stop for lunch together. No
registration fee, but please RSVP
so the gals can make plans.

Car Caravan Wednesday, August 11th

Not to be outdone, the Calico Wildcats are
sponsoring a Caravan Road Trip to Quilters
Corner in Ithaca, NY and O'Susannah's
Quilts & Gifts in Watkins Glen, NY. Plan to make
a lunch stop at a winery! Fill a carload of friends,
but save room for fabric!

**Calico Gals' trips are open to everyone, but
QFL members get discounts in every shop
we visit. Join the team!**



Just \$20 to join for the whole season!
Stop in to either store to pick up your
membership card and password. Go to
www.teamqfl.com and register for your
traveling papers and savings up to 21% in
all participating QFL shops including all
of the shops we visit on our bus trips
and car caravans.

Join a Calico Gals team

- Your points equal chances to win 100 Fat Quarters
- You can enter into monthly prize drawings
- You'll receive QFL discounts at all participating quilt shops
- You'll get 15+ original quilt patterns
- You'll be in the Super Bolt Championship!

No knowledge of football or sports required! (Good thing)

If you have done any traveling with us this
summer, you are invited to the

Travelers' Rest Party ...you earned it...

Friday, September 17th • 4:00 to 8:00 pm

Everyone (QFL team members and spectators)
earn a 7% discount for every trip attended
with us. Travel a lot and score a big discount.

Calico Gals best-selling quilting machine is now on sale for the lowest price ever.

elna
7300



Test drive
in both stores

Features you can love:

- Integrated adjustable feeding system
- Long arm with large sewing surface
- Built-in needle threader

New! Coming this fall: the Stitch Connection's monthly program that is like a college course for your sewing machine. Each month learn more about the feet and decorative stitches on your machine as you create a beautiful quilt.



Financing available on all sewing machines, sergers, Koala studios and Grace Quilting Frames.



Machine Quilting on a Frame
Short Arm or Long Arm
with Wenda Coburn

Class Fee: \$25
Save \$10 if you purchased your quilting frame from Calico Gals

T.O.Y.S.: Templates On Your Short-arm frame

• Thursday, August 5th • 5:30 – 7:30 pm

Longarm quilters have long known the value of using templates and rulers to aid in beautiful quilting. But what tools work well on a short-arm system? Straight-line quilting, stitch-in-the-ditch, motifs, circular designs all are some techniques shown with smaller tools for the short-arm quilter! Check out your options and be smart! Spend your hard earned money on the tools you will use again and again.

Moving Beyond Meandering... quilting on a home quilting frame system

• Thursday, June 24th • 5:30 – 7:30 pm

Learn to do more than meander over the whole quilt top. Improve your skills and move toward beautiful quilting done with longarm machines. Wenda will cover easy quilting designs broken into simple techniques, quilting large quilts, breaking down large block designs into manageable sections, borders and more! Stop seeing what you can't do, see what you CAN!

Pair the new Crown Jewel with the Majestic frame from Grace to create your own personal quilting system.



Calico Gals is selling their showroom model. If you are interested in this beautiful set-up at a great price, ask for the details.

SUMMER

Classes and Workshops

BEGIN AT THE BEGINNING

with Nina Dukette

3 Tuesdays:
July 6th, 13th & 20th
5:30 – 8:30 pm

*Beginner
 Friendly*

New to quilting? Or, just looking for a powerful refresher? Nina teaches the tips and techniques that you'll need to begin your next project. In three sessions, become familiar with the basic steps of quilt construction, while making a small machine-pieced project. By the end of the class, you will have the confidence to start your own quilt. Rotary cutting, fabric prep, threads, needles and much more will be discussed. Fee: \$45

PAPERPIECING 101

with Janene Bartell

Tuesday, August 24th
6:00 – 8:00 pm

Also in Oswego!
Saturday, July 10th
10:00 am – noon

Learn to paperpiece and create endless opportunities to sew beautiful, complex blocks. . . even if you're a beginning quilter. Janene's clear, precise directions will have you paperpiecing in no time at all. Make a sweet heart wallhanging while learning the magic of this machine piecing technique. \$5 kit available at class. Fee: \$20

BINDING BASICS

with Sue Ellen Romanowski

Monday, July 12th
10:00 am – noon

New and experienced quilters! Learn the tips to finishing your quilt edges with traditional French double-fold binding. Lots of important information will be shared in this class including strip cutting, beginning, mitering corners, and making those smooth connections at the end. Sue Ellen will bring a small quilt for you to bind in class and keep for future reference. Learn a lot and head off to finish your own quilts! Fee: \$28 includes kit and handouts

FUN & DONE!

with Wenda Coburn

Quilt-as-you-go methods are becoming more and more popular. Fun & Done is another great time-saving and efficient way of completing a quilt. What are you waiting for? Learn to piece the blocks, quilt the blocks, and assemble the quilt ALL by machine – no hand stitching! This really is Fun & Done! Fee: \$25



FUN & DONE
MAGNIFICENT MEDLEY QUILT
In the Oswego store!
Tuesday, July 6th
1:00 – 3:30 pm
or 5:00 – 7:30 pm

*Satisfy your need
 for speed with an
 easy quilt-as-
 you-go technique!*



FUN & DONE
CHIT CHAT QUILT
In the Syracuse store!
Thursday, July 22nd
2:00 – 4:00 pm

MACHINE QUILTING 101

with Wenda Coburn

Saturday, July 17th
10:30 am – 1:30 pm
or 2:00 – 5:00 pm

Do you enjoy making quilt tops, but have trouble completing the project? Sign up for this class and learn all the basics of quilting your quilts on your sewing machine. Wenda will start out teaching important basting techniques and move on to straight line and free motion quilting. Class includes demonstrations and discussions of tips and tools that will improve your stitches. Bring your machine, threads and muslin squares to practice your new skills. Fee: \$25.


ONE LINE AT A TIME:

MORE MACHINE QUILTING SKILLS

with Wenda Coburn

Sat. August 7th
10:30 am – 3:00 pm

Wenda makes machine quilting easy to learn because she breaks it down into simple skills. Take the next step and learn "quilting with training wheels" with this unique method of marking and quilting many different designs. Basic machine quilting skills or Machine Quilting 101 is required, but advanced skills are not needed. Bring your lunch and be ready to quilt, quilt, quilt! Fee: \$35



CHARMINGLY SIMPLE

with Gay Silkey

Wed. August 11th
2:00 – 4:00 pm
or 6:00 – 8:00 pm

\$10 class!

Charms, charms everywhere, and not a quilt made? Spend a some time with Gay and turn those charms into beautifully simple tops. Make the quilt quick and easy by adding a few yards of a stripe or floral fabric. Start with charm packs, Prints Charming packs or even your Sunny Day BlockSwapper blocks. Fee \$10

QUILTED SEASONAL WREATH

with Sue Ellen Romanowski

Sunday, July 11th
1:00 – 3:00 pm

Are we really crazy to cut fabrics into little pieces and sew them back together again? Not when you look at this wreath project! Much easier than it appears and a whole lot of fun to show off, you could make one for each season. Fee: \$20



Delicious! Pre-cut kits and a fun class!

The Breakfast Club

with Melonie Unger



This fun class includes the pattern and the "homemade roll" of fabric strips to make the quilt. Choose your colors from our fabric menu.

Create a great lap size quilt that is fast, easy and fun. Just grab your machine and come to class. The fabric and pattern will be waiting for you along with a delicious snack. Make new quilting friends at the Breakfast Club!



\$48 includes the food, the fun, the fabric, the class, the pattern and the recipes!

No membership required.

Summer Menu

Morning Timers:

10 am – noon

or Night Timers: 6 – 8 pm

★ Thursday, July 1st
Denver Omelet

★ Thursday, September 2nd
Granny's Granola

New! Have breakfast at the lake in the Harborview store in Oswego


★ Wednesday, August 4th
Pumpkin and Pecan Waffles
10 am – noon

CARIBBEAN BREEZE TABLERUNNER

with Janene Bartell

Monday, July 12th
5:30 – 8:30 pm

Combine hot summer colors in funky strip sets to make this table runner fast and easy. Great project for a confident beginner. Learn a bunch of techniques like creating strip sets, cutting on-point blocks, setting triangles and piecing an accent border. Fun, fun, fun! Fee: \$25



Please note: Calico Gals is respectful of pattern designers and their copyright statements. Each student and teacher must have a separate copy of the book, pattern or tool if required for a class as per the supply list. Calico Gals will respectfully decline any request to make photocopies unless permission is granted from the designer for a specific purpose.



Calico Gals' Class Guidelines:

- 1) Registration can be made in person, by phone or by mail with a check or credit card. Each student will receive a class information sheet listing supplies needed.
- 2) Class size is limited. If full, you may be placed on a waiting list.
- 3) If a class is cancelled, a full refund will be issued.
- 4) If you must cancel a class, please do so at least 7 days before the start of the class. Refunds for these cancellations will be issued in the form of a Calico Gals store credit.
- 5) Store credit will be issued for cancellations within 7 days of class only if the space is filled by another student.

CLUBS *in the* SUMMER

The Jo Morton Club members are completing the current series with a summer overnight retreat!

New clubs start in September at both Syracuse and Oswego stores.



BIRDS BLOCK OF THE MONTH

AVAILABLE AT BOTH CALICO GALS LOCATIONS

Begin with the cardinal and then collect and make a different beautiful bird block each month. Use hand, fusible or machine applique to create individual projects or combine all blocks to make a bird quilt. Start now - catch up! \$9 per month includes pattern and all fabrics needed for each bird block. \$18 registration includes first and last month's blocks.


BlockSwappers!

Starting in August the **Honest Abe Swap**

Each month, for 6 months, make 12 small, snowball blocks using our pattern and beautiful civil war reproduction fabrics. Drop them off by the first and we will swap them up by the 10th.

If you participated in the Mary Todd swap, you can "marry" your blocks together! They combine perfectly to form a beautiful alternate pattern and create a wonderful scrappy quilt.

Only \$5 to join the Honest Abe BlockSwapper



Groups meet on the 2nd Thursday of every month: 10 am or 6 pm

Annual Fee (includes all patterns): \$36 for club meeting or mail order \$24 for pick up and take-out

Joan-Sock Sundays
are on Summer Break.
See you in the fall!

Saturday Sampler and Tuesday Sampler

Saturday Samplers meet the 2nd Saturday each month at 9 am

Tuesday Samplers meet the 2nd Tuesday each month any time between 11 am and 1 pm

Steam your summer with Calico Gals' really hot **Sizzling N.U.T.Z.**

No Unfinished Top Zanies (N.U.T.Z. or Zanies)

Hosted by Kathy Barden (who else?)
Want some help finishing those projects started in a Calico Gals class? Do you need a little push to get over a hump? Want to sew with others? Or just want a day out of the hot summer house to sew in air conditioning? Bring your sewing machine and whatever else you'll need to get working. And bring something yummy to slide between the bread Kathy will bring for lunch. An added benefit is the 15% discount on supplies needed to finish that project. We'll even consider a discount on sewing machines, sergers and quilting frames! Sign up as soon as you read this :) The group is limited to 8 per session. Fee: \$10 per session - it's a steal!

Nutty Dates: 10 am to 3pm Expanded time!
More fun! Fridays: July 2, Aug. 6, and Sept. 10



Sweet Pickn's Sundays

Meet other club members, sample the recipes and see demos of the projects.
Open House noon to 4 pm: June 27, July 25 and Aug. 29.

Sweet Pickn's


The club is almost over! Not to worry - there is a new club for busy stitching gals heading to Calico Gals. The Groovy Gals Sewing Club by Terry Atkinson, will start in September. Still only \$36 for a whole year of monthly patterns, recipes, demos and fun.

Calico Gals Book Group is going all summer!

Join Kathy Barden and Nancy Graham upstairs in the Stitching Lounge. Read and discuss books with a "quilty" theme. For info about the upcoming assigned books, email KathyB@calicogals.com or Nancy@calicogals.com.

Free, for the time being, but you must register!
Limited to 12 "interesting" participants!

Tuesdays: July 13th, Aug. 10th, Sept. 21st
10 am to noon



Now available at
Calico Gals Harborview
in Oswego

- Save \$5 each month on the featured charm pack collection. (regular retail \$15)
- A pack reserved just for you - stop in anytime during the month. Pick up extra packs for only \$10, too!
- \$20 membership fee for 2010 - includes a free charmpack pattern when you enroll!
- Great samples and project ideas to use your packs.
- No obligation - choose only the packs you love!

2010
PRINTS
Charming

The Prints Charming Packs are specially chosen, coordinated packages of 75 five-inch squares. A fun new fabric theme every month.

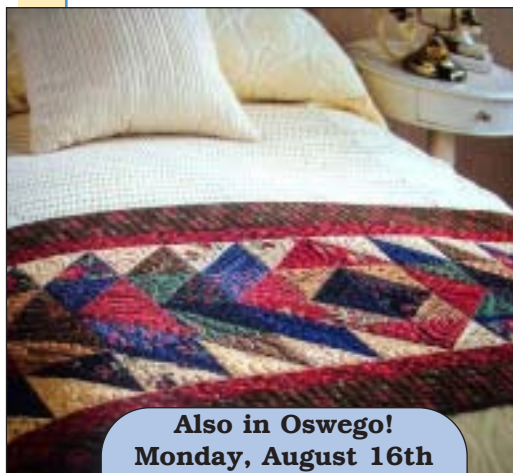
Jammin' Jelly Club 2010

\$36 for the whole year!

2010 Membership includes: a free book!
"Layer Cake, Jelly Roll and Charm Quilts"
(Retail value \$24.95)

and a \$5 discount on every Jelly Roll or Layer Cake purchase through Dec 2010

and a 10% discount on every Jammin' Jelly class!



Also in Oswego!
Monday, August 16th
2:00 - 4:00 pm
or 6:00 - 8:00 pm

BEDRUNNER with Melonie Unger

Friday, September 24th
6:00 - 8:00 pm

Here's a great idea to add some decoration to your bed without making a BIG quilt. It's like a table runner for your bed! Start with precut fabrics to save time on the cutting. Learn great tips for piecing the interesting pattern. The bedrunner will look lovely spread out across the foot of your bed. Fee: \$20

Jammin' Jelly Classes

NINE PATCH WONDER with Beth Broadway

Saturday, July 10th
11:00 am - 3:30 pm

Do you have a jelly roll just waiting for a project? Or maybe one of those beautiful Bali Pops caught your eye. This wonderful quilt is easier than it looks! Make just two different blocks - the hour-glass and the nine patch. Learn the fun cutting techniques for your pre-cut strips that make it a quick quilt. Beth adds a bonus to the class with instructions for a pieced border to "finish the squares" and a demonstration of appliqué borders. Use your leftover scraps for a small bonus quilt! The class is packed full of tips and ideas for this great quilt and much more. Fee: \$35



STEPPING STONES with Sue Ellen Romanowski

Monday, August 16th
10:00 am - noon

Quilt designer, Judy Niemeyer, uses a foundation paper technique to create some of the most stunning quilts. Her Stepping Stones starts with the simple concept of using two strips of fabric to create one very simple and appealing block design. Start with a Bali Pop to make a table runner size project. Add additional Bali Pops and watch your quilt grow to bed size. This quilt was designed for all skill levels making it fun and easy for any beginner or advanced quilter to make up in just a few days. Fee: \$20

SIMPLE SQUARES with Melonie Unger

Wed. September 29th
5:30 - 8:30 pm

Melonie is the champion of whipping up great quilts in no time at all. Her secret? Pre-cut fabric! Simple Squares is a perfect example because you start with a jelly roll or layer cake and charm squares. This is a super project for beginners or those looking fast and fabulous. Fee: \$25

SAFARI PLACEMATS

with Melonie Unger

Monday, August 23rd
5:30 – 8:30 pm

Also in Oswego!
Wed. September 15th
10:00 am – 1:00 pm
or 2:00 – 5:00 pm

Are these the cutest placemats you have ever seen? There are six designs to choose from, but you'll want to make them all. Melonie will share her tips on pattern cutting, placement and fusing in addition to great techniques for machine applique. Make a fun gift for a child or just for the "animals" in your jungle! Fee: \$25



LET IT SNOW

with Nancy Graham



Tuesday, August 10th
1:30 – 4:30 pm

Remember the cherished snow globes of your childhood? Create an adorable wall hanging or throw quilt with a good, old fashioned, whimsical snow globe theme. The new holiday panels are perfect to cut into snow globe shapes. Learn to effectively use fusible web, decorative stitching and fun embellishments to make this quilt in plenty of time for the winter holidays. Fee: \$25

TIDDLY WINKS

with Janene Bartell

Saturday, July 31st
10:00 am – 1:00 pm



Love bold graphics? This quilt is for you. . . or your favorite teenager! Pair two classic blocks in black and white. Then toss in fun splashes of color to create a definite design statement. Learn great techniques to make this quilt fast and easy. (Pssst... easy enough for a confident beginner.) Fee: \$25

Scrap Therapy

Shrink your Scrap Stash!

. . . Join quilters who are getting organized and converting their scrap stash into tidy organized stacks! Turn your twisted wads of fabulous quilting fabrics into projects you can use! You need a plan. . . You need ScrapTherapy®!

Have Fun, Get Organized, Make Quilts!

ScrapTherapy® Quilt Projects with Joan Ford

At least one ScrapTherapy® Cutting Workshop is a pre-requisite to any ScrapTherapy® Quilt session or ProjectTherapy session.

Cutting Workshops with Joan Ford

Do you need ScrapTherapy®? It's your turn to save time and space. Tame your piles of fabric scraps into organized, stackable bins full of usable pieces. The class fee is only \$12 and includes a free SCRAP Stack storage bin.

Take the Cutting Workshop once or repeat it over and over again!

Thursday, July 15th
2:00 – 4:00 or 6:00 – 8:00 pm

With the Cutting Workshop under your belt, take your organized fabric scraps and make them disappear into beautiful quilted projects.

Square Deal

Tues, July 27th
2:00 – 4:30 or 5:30 – 8:00 pm

Here's the deal:
Take your scraps. Chop them up. Then sew them into an easy gorgeous quilt in no time flat. A quick easy project, perfect for summer time sewing! Now, that's a 'square deal!' Fee: \$20 plus pattern

Pocket Pouch

Friday, August 13th
1:00 – 5:00 pm

Turn your cut-up scraps into this handy like satchel and carry your sewing gear in style. Use on-point grid interfacing from Quiltsmart to simplify the scrappy exterior. Six small interior pockets and a roomy outer pocket are sealed up tight with magnetic closures. Fee: \$20 plus pattern

BERRY BASKETS
with Wenda Coburn

Quilts & Baskets... 2 favorite things combined in one little quilt! Learn to piece fast and stress-free triangles with this great method. Fee: \$25



In the Oswego store
Tuesday, July 20th
1:00 – 3:30 pm
or 5:00 – 7:30 pm

In the Syracuse store
Monday, August 9th
5:30 – 7:30 pm

CONSTELLATION
with Wenda Coburn

Summer is the time for a patriotic little wallhanging. Learn to turn those perfect triangles and into rows of perfect stars! Fee: \$25


LITTLE FARMER'S DAUGHTER
with Kathy Lupia

The farmer's wife was so busy with chores that she just had time to stitch this small, wall-sized version of the classic Farmer's Daughter pattern! You'll enjoy learning the cutting and piecing tricks for making little 5-inch blocks. Stitch it quick and you'll still have time for a good night's sleep before the sun comes up. Fee: \$20

Tuesday, Sept. 7th
5:30 – 8:30 pm


SURROUNDED
with Sue Ellen Romanowski

Wednesday, August 11th
10:00 am – noon

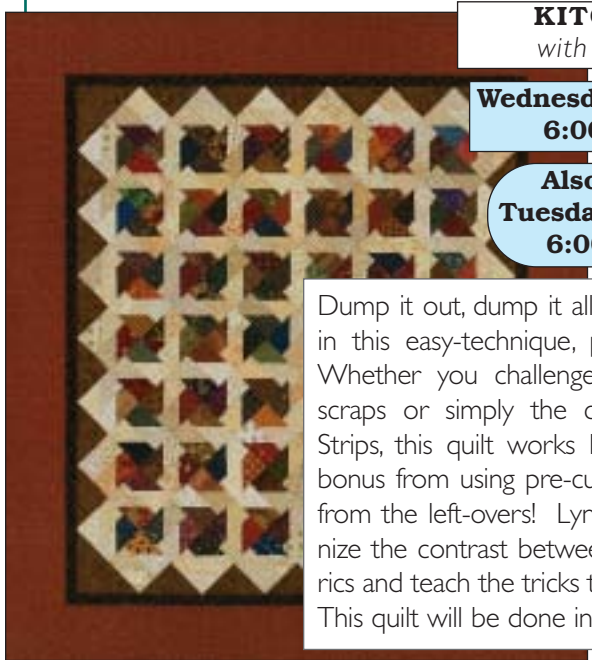
In this quilt, every single square and every single rectangle is "surrounded" by a border. How fun! Learn to surround your blocks and create a unique layout for your quilt. No two will be the same. Choose your own fabrics or pick up the kit that matches Sue Ellen's purple and yellow beauty. What a great gift for a young person - the perfect college quilt! Fee: \$20


KITCHEN SINK
with Lynn Schantz

Wednesday, August 25th
6:00 – 8:00 pm

Also in Oswego!
Tuesday, August 24th
6:00 – 8:00 pm


Dump it out, dump it all out! Everything goes in this easy-technique, perfectly-pieced quilt. Whether you challenge yourself to use all scraps or simply the coordinated Bali Pop Strips, this quilt works like magic. An added bonus from using pre-cut strips is a 2nd quilt from the left-overs! Lynn will help you organize the contrast between light and dark fabrics and teach the tricks to the spinning design. This quilt will be done in no time! Fee: \$20


AUTUMN LEAVES
with Gay Silkey

Wed. August 4 & 18th
2:00 – 4:00 pm
or 6:00 – 8:00 pm

Also in Oswego!
Wed. Sept. 22nd
noon – 4:00 pm

Make that perfect fall quilt this summer! Lots and lots of triangles, but guess what... no more 7/8" math! Learn to use the popular Thangles technique and you'll have perfect points in every leaf on the quilt. It's a fast and fun way to make half square triangles that works every time. Gay's beautiful queen-size quilt was made with batiks, but would be gorgeous with any fabrics you choose. Fee: \$30





**Start. Stop.
Up. Down.
Jump.
Rotate.
Sew.
Embroider.
Quilt.**

Versatility. That's what the new Elna e9600 Haute Couture sewing and embroidery machine is all about. Designed and built using today's most advanced stitching technology, the Elna e9600 combines high-end with simple user-friendliness. From quilting to garments, home décor to heirloom — nothing is too ambitious for this creative performer.



elna

Grand Opening Celebration

Join both stores for the official grand opening of the new Calico Gals Harborview in Oswego.

July 16-18

Sales, fun and gifts for the customers!

Coming in September:

Discover America CNY Shop Hop September 23-26



Vintage Notions: An Inspirational Guide to Needlework, Cooking, Sewing, Fashion and Fun

- 250 pages filled with timeless illustrations & vintage fabrics
- Seasonal recipes and decorating ideas
- 12 Magic Patterns—easy-to-make, chic sewing projects
- Inspirational essays and projects for each month of the year



**Adopt-a-Bolt
and
Taste of Autumn**

Coming in October: QFL Super Bolt Party

Hand stitching projects for summer... great take-a-longs



WOOL CARDINAL

with Melonie Unger

Friday, July 23rd
2:00 – 4:00 pm
or 6:00 – 8:00 pm

Perfect for a first-time wool project, the beautiful Wool Cardinal is fast and easy. Melonie turned her cardinal into a pillow, but yours could be used for many things: pillow, wallhanging or table mat. Learn to cut the appliques from wool, fuse them to the wool background and add embroidery stitches to embellish. Made with rich, hand dyed wools it will be a wonderful Christmas gift for your friends. Be sure to make one for yourself! Fee: \$30

Also in Oswego!
Monday, July 12th
2:00 – 4:00 pm
or 6:00 – 8:00 pm

BALTIMORE IN 3-D

with Sharon Stroud

3 Wednesdays:
June 23rd, 30th & July 7th
1:00 – 4:00 pm
or 5:30 – 8:30 pm

Calling everyone who loves appliqué!

Let's kick it up a notch and add a few new tricks to your bag of sewing skills! Fill a basket of blooms as you learn to make ruffled roses, gathered and folded buds, and yo-yo flowers. Create the basket with reverse appliqué panels. This instruction-packed class also includes Sharon's tips on making perfect 1/4-inch stems and sharp points on your leaves. Basic hand appliqué skills are a prerequisite. Fee: \$52 - a deal at \$16 per class!



QUILTS IN OLDE ENGLISH

Sat. June 26th
10:00 am – 1:00 pm

with Sharon Stroud

Do you already enjoy the peaceful activity of hand quilting? Learn to add another dimension to your project with trapunto padding. This "Quilts" wallhanging is a wonderful beginning piece and makes a great gift, too! Fee: \$22

HAND APPLIQUE...

THE TEMPLATE-FREE WAY

with Joan Ford

Thursday, August 12th & 19th
1:30 am – 4:30 pm

Leave your fusibles and freezer paper at home, and come learn the back-basting hand applique technique. Make a small wall-hanging sampler from Joan's original pattern. Get amazingly accurate results and experience hand-applique from a different perspective. Gain the confidence to use this technique on all your applique projects! Kit purchase required for class; kit includes fabric and additional supplies you'll need to get started. Fee: \$30

Pennsylvania



Let's visit the neighbors!

Choose your color theme!

- Pennsylvania Amish
- Poconos Retreat
- Three Rivers

Friday, August 20th
5:30 – 8:30 pm or
Saturday, August 21st
10:00 am – 1:00 pm

North American Mystery

\$48 class fee includes the pattern and the fabric.

- Join Janene Bartell on a tour of North America
- Get your passport stamped and earn points towards a free mystery class!
- Enjoy refreshments and recipes.
- Class includes pattern and all fabric to quilt top in your choice of color schemes.

Go west,
my gal,
go west.

Texas




Friday, October 1st
5:30 – 8:30 pm or
Saturday, October 2nd
10:00 am – 1:00 pm

THROUGH THE WINDOW

with Kathy Lupia

Wednesday, September 15th
5:30 – 8:30 pm

What could be more enjoyable than a beautiful view through a window that never needs to be washed? You'll become addicted to this "too easy" way to make a stained glass window without using bias tape. The fun starts with choosing a fun focus fabric that will take on a whole new look when viewed through a window. This is a simple and quick project and makes a great gift for home or office. Fee: \$25



MAKE A T-SHIRT QUILT

with Gay Silkey and Melonie Unger

Friday, August 6th
4:00 – 8:00 pm

It's time to turn those old and very loved commemorative t-shirts into a one-of-a-kind memory for yourself or a loved one. T-shirt quilts are all the rage and very popular with the younger crowd. Gay and Melonie will share their tips on working knit fabrics into a quilt. They will help you create your own design and recycle those treasures into a very special quilt. Be careful - everyone will be asking for a T-shirt quilt! Fee: \$30



POCKETS FULL OF RULERS

with Kathy Barden

Thurs, August 5th & 19th
5:30 – 7:30 pm



What a great bag to carry those awkward cutting mats and rulers to class! This tote is designed to carry mats vertically. All your favorite rulers also fit nicely and travel (or store) safely. The three outside pockets will hold rectangle rulers, while the inside pockets carry your poky square rulers and protect those easily-chipped corners. Two sessions with homework between classes. Fee: \$25



Have you tried one of the new sewing machines or sergers? Things have changed a lot! They are sturdy, smart and easy to use!

The Inspire sewing classes are open to everyone with a sewing machine and the desire to learn more about it!

Inspire Classes
for those who love to sew

CLUB INSPIRE SERGER with Nina Dukette

Monday, June 28 1-4 pm or Tuesday, June 29 5:30-8:30 pm
Have you seen Nancy Zieman show the projects from the *Ready Set Serge* book? Did you know you can use your serger to put in a zipper? This book is great resource to help you gain confidence with your serger. Learn three new skills and complete three projects in class. Fee: \$20. Babylock and Elna owners: \$15.

HEM THOSE PANTS!

with Nina Dukette

Thursday, July 29th
5:30 – 8:00 pm

Why pay someone else to shorten pants?
Do it yourself!

Learn the basic knowledge to get professional results when you hem pants and save \$\$! Nina will be sharing hand and machine sewing techniques. Bring a pair that's too long and go home with a pair that fits! Fee: \$20



Financing available on all sewing machines, sergers, studios and Grace Quilting Frames.



BUSY BEE PINCUSHION
with Wenda Coburn

Wed. July 28th
5:00 – 7:30 pm

Bring your fabric and use our accuquilt Go! system in the classroom. See how easy it is! Create this cute pin cushion to place on your sewing machine or design wall for easy access to your pins. Or attach a hair scrunchie and use it as a wrist pin cushion. If you don't want a bee bothering your flower, just make the flower by itself! Make several for all of your quilting friends. This is a fun and crafty class! Fee: \$20



Jingle Bell Beach Party! August 20-21

It's the once-a-year,
preview sale
on everything Christmas

Save \$2.00 per yard
on all the new
holiday fabrics.
Special savings on
panels and flannels!

And...

- Quick, crafty demos
- Cookies and recipes

Jingle Bell Beach Party
happening in both
Calico Gals locations:
Syracuse and Oswego



CARMEN CONVERTIBLE BAG
with Wenda Coburn

Wed. July 14th & 21st
5:30 – 8:00 pm

*Switch your bag without
removing all your stuff!*

Last semester's popular class is back! Create two totes and one lining for practical and fashionable options. Simply pull out the liner, tuck it into another bag and go! This is one bag you will love to make and use! Fee: \$35



LIBERTY GARDEN
with Melonie Unger

Friday, July 16th
5:30 – 8:30 pm

Mix cotton piecing and wool applique to make a country summer project. Learn to piece the background and cut the wool pieces. Put them together and add stitches of hand embroidery for detail. What a great mix of techniques to learn! Fee: \$25



Fine Sewing Furniture
Customized for You

Try out a beautiful Koala sewing studio
in the Calico Gals showroom.



**CARE and FEEDING
of YOUR FEATHERWEIGHT**

with Sharon Stroud

**Saturday, June 26th
1:30 – 4:30 pm**

Take an afternoon and get your Featherweight running in tip-top condition. This is the essential class for all Featherweight owners. Go home with the skills to clean and oil your machine. Know where to lubricate, how to do simple repairs and much more. Class is for the old black Singer Featherweight machine only. Fee: \$22



BUCKET BAG

with Kathy Barden

**Wed, September 1st & 8th
5:30 – 7:30 pm**


This large-sized, fling-over-your-shoulder, carry-on-your-arm, bucket-shaped bag is perfect for carrying your knitting (oops – we mean quilting) or sewing projects. Also great for those who want a large purse to squirrel away their quilt shop purchases! It has a ton of interior pockets to keep you organized and a handy drawstring top. This beauty is charm square and fat quarter friendly. Fee: \$25



**QFL sponsored Charity Sew Nights.
All free, but please RSVP!**

Thursday, June 17th 4-8 pm

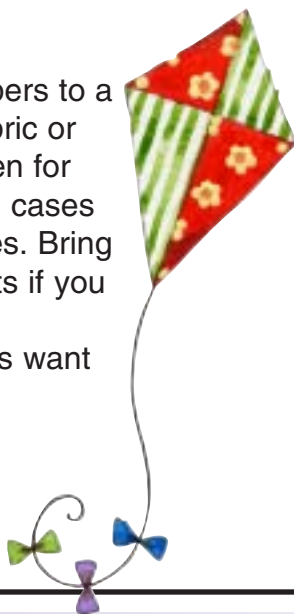
The Calico Pitbulls are inviting all QFL Members to bring in or construct that night a 12-1/2" unfinished block to be used in Baby Quilts for the Linus Project. All blocks should be in the team colors - green, pink and white. Points will be given for blocks and additional points for staying and helping construct the quilts.



Tuesday, August 10th 4-8 pm

The Bear Paws are inviting all QFL Members to a Pillow Case Pep Rally!! Bring in your fabric or get a kit from the store. Points will be given for each completed pillowcase. All completed cases are donated to local hospitals and charities. Bring a snack that starts with a "P." Bonus points if you wear your pajamas!

Ahoy there mateys - The Calico Skippers want to play too! Same night, same time, the Pillowcase Pep Rally is happening in the Harborview store in Oswego. Everything the same (even the pj's).



Monday, July 19th 4-8 pm

The Calico Pitbulls are inviting all QFL Members to bring in old pillowcases or old jeans to construct Pet Beds - big easy pillows for animal shelters. We've got the stuffing! All pet beds will be donated to the Humane Association. Points will be given for "a-stuffin and a-sewin".



For more info and free patterns log on to www.AllPeopleQuilt.com

Calling all quilters, sewers and crafters! *American Patchwork & Quilting* and *Calico Gals* are challenging you to join the efforts to Make a Pillowcase, Make a Difference. Drop off one or more pillowcases at *Calico Gals* and we will deliver them to *ConKerr Cancer* for kids and the *Refugee Resettlement Organization* here in Central New York. Use your scraps or pick up an affordable kit.

**make a
pillowcase
make a
difference**



NATURE LOVER

with Janene Bartell

**Saturday, July 10th
1:00 – 3:00 pm**

Look carefully. Do you see the fisherman hidden in the design of the fish? The artistic detail of this wallhanging is incredible. Create the nature scene with just two fabrics! A great technique class, Janene will help you make a picture-perfect quilt. You'll be amazed how easy it really is. What a great gift for your favorite fella. Fee: \$20

COIL POTS AND PURSES

with Sue Ellen Romanowski

**Thursday, July 15th
noon – 2:00 pm**

Fabric strips, clothesline and a sewing machine are all you need to make really cool coil pots, baskets, purses and more. Did we say, "FUN?" And did we mention, "ADDICTING?" Take this class to get the basic skills to make a variety of projects in a variety of shapes and sizes. Why stay with pots? The technique lends itself perfectly to bags and totes. Learn to shape a bag and add straps and closures to your project. Fee: \$20

**Calico Gals
Harborview**

In addition to all of the classes on this page and several throughout the newsletter, the Oswego store has fun with Sit and Sew sessions and Wacky Wednesdays (that even sounds fun!).


Sign up for a monthly membership and come on in to work on your own projects with a group that loves to stitch!

COSTA MAYA

with Peg Stone

**Tuesday, June 29th
5:30 – 8:30 pm**

It's always great to take a class from the pattern designer: Peg Stone, from Snow Day Designs, created this pattern to use those beautiful large scale prints. Start by making easy "big blocks" that are 15" square. Cut them into a few pieces, add some triangles, and you'll have all of the blocks for the center of the quilt and all of the blocks for a border. This stunning quilt looks more complex than it is. Join Peg for a fun evening of sewing and you won't believe how fast you complete this project. Fee: \$20




**Month of Mondays
Every Monday
11:00 am – 3:00 pm**

Register for July and/or August. Just \$10 for the whole month!



**Month of Tuesdays
(same deal, different day)
Every Tuesday
11:00 am – 3:00 pm**

Register for July and/or August. Just \$10 for the whole month!



**HUNTER STAR:
RAPID-FIRE**

with Peg Stone

**Sat. July 31st
10:30 am – 1:30 pm**

Deb Tucker's rapid-fire ruler technique is catching fire around the country! Learn the method and turn a challenging block into a piece of cake! Work with just two fabrics or add variety with three or four fabrics. The rapid-fire ruler gives you perfect blocks every time with no set-in seams. Matching the points is a breeze! Fee: \$20



FINISH with a FLOURISH

with Sue Ellen Romanowski

**Friday, August 13
10:00 am – 2:00 pm**

Do you have a quilt (or several) just waiting for the binding? Sue Ellen's process class will cover traditional binding, piping, facing and prairie points. Create a small piece from a kit, to have for future reference. Learn about cutting strips, beginning, ending and mitering corners, plus watch a detailed demo on continuous bias binding. You will learn a lot and head off to finish your own quilts! Fee: \$38 inc. kit

**Wacky Wednesdays
(don't even ask)
Every Wednesday
5:00 pm – 9:00 pm**

Register for July and/or August. Just \$10 for the whole month!





Calico Gals

Now in two great locations!



PRSR STD
US POSTAGE PAID
SYRACUSE NY
PERMIT 1

In Syracuse
3906 New Court Ave.
Syracuse, NY 13206
315-445-0617
Store Hours:
Monday - Saturday 10-5
Sundays: 12 noon to 4 pm

New! In Oswego
Calico Gals Harborview
199 West 1st Street
Oswego, NY 13126
315-343-0272
Store Hours:
Monday - Saturday 10-5

Visit the gals on the web:
www.calicogals.com

Both stores closed: July 4th and Labor Day Sunday and Monday

The beautiful work of textile artist Debbie Butler Miller amazes all who see it. Now you can join Debbie and learn to capture your best friend's joy of life forever in fabric. Class includes personalized full-size pattern created especially for you from your photograph.

In this two session class Debbie will share her technique of fusible applique and thread painting. Begin in Session 1 with a concentration on appliqué and color placement. Add dimension and shading with thread painting and bring your quilt to life in Session 2! Submit an 8x10 photo of your furry friend by July 1.



"My Best Friend"
with Debbie Butler Miller
an interactive quilting class focusing on learning the skills needed to create life-like quilted pieces featuring our much-loved pets

New! Turn a photo of a favorite pet into a quilted wallhanging!



Wednesdays in Oswego:
July 14th and 28th
11:00 am – 4:00 pm
Fee: \$65