



Calico Gals

315•445•0617 www.calicogals.com Owner: Janet Lutz

Spring 2010



Dear friends:

Are you ready for some football? Forget it - either are we - but we are having a great time getting ready for QFL season. The Quilting Football League is an easy way to join a shop hop and get discounts in every team shop across the country. There are over 10 QFL shops right here in New York! The season lasts from April 1 through August 31 - plenty of time to shop and save money. Join the Calico Gals team and take part in the craziness our "coaches" are planning. See page 5, check out www.teamqfl.com or just stop in the store to get off the bench and on the team!

Janet

Taste of Spring

Open House Sunday, March 21

New time! 11 am to 4 pm

Spring... let's hurry it along and welcome it in. Stop by to meet teachers, see new class projects and munch on Girl Scout cookies. We love Spring!

Mark your calendar!

Coming in June - Taste of Summer

Calico Gals welcomes special guest

Sue Kostroski

for an entertaining and educational event featuring embroidery machines

Calico Gals met Sue in St Louis where she wowed us with her beautiful samples and fantastic teaching style. We learned so much about sewing and embroidery, that we had to get her to Syracuse. She's coming with bags full of good stuff!

Registration is only \$15 for Sue's afternoon or evening lecture demo and trunk show followed by a hands-on project. Make it and take it home! All supplies included!

Wed. April 21

1:00 - 4:00 pm or 5:30 - 8:30 pm



Sue says, "Of everything I have done, what I enjoy most is to share my love of sewing through interesting and entertaining classes and seminars. I love to sew and I love to teach!" Sue enjoys quilting, garment sewing, serger sewing, and all decorative techniques including embroidery. Sue especially enjoys sharing time-saving techniques because as everyone knows, there is never enough time to sew!

Welcome back, Pamela!

On April 10, Calico Gals and the American Sewing Guild are co-hosting Pamela Leggett for two workshops at the Salina Civic Center in Mattydale. Pamela was here last year and we all want more! She's back and she's great!



Design Details 9 am – noon

Are you ready to make that perfect garment but afraid that it will look homemade? Many times the pattern directions are confusing and give poor results. The difference between "just OK" and "fabulous" are often simple techniques in stitching, pressing and products. Learn many tricks-of-the-trade to make your garments look professional. Master designer hems, serged French seams, perfect darts and collars, smooth facings, sew-in elastics and much more! Kit fee: \$10

20 Tips for Successful Sewing 1:30 – 3:30 pm

This presentation, created by Patti Palmer, is just the trick to show you how little changes in your sewing can make a BIG difference! Using a power point presentation and lots of samples, Pamela will guide you on how to refine your skills, choose proper interfacings, overcome fitting challenges, use your sewing notions and improve your sewing accuracy. This seminar will give you a new way to look at and overcome your sewing difficulties!

Fee: \$25 each workshop (ASG members \$20)

Pamela Leggett has been teaching sewing since 1981. Specializing in pattern fitting and fine garment skills, she has developed a fun and informative teaching style that is now available in her patterns and instructional DVD's.



elna®



I See Beautiful Quilting Projects
in Your Future

You'll Also See:

• 126 stitches including 7 buttonholes and stitches especially for quilters: pre-programmed stippling-stitches, 7 versions of appliqué and the French knot stitch

• Long arm offers large sewing surface - nearly 9"

• Automatic and programmable thread cutter



SAVE \$500 Now

You dream it: the Elna 7300 does the rest



Fine Sewing Furniture
Customized for You

New! Stop in to sit at a beautiful Koala sewing studio in the Calico Gals showroom.



Financing available on all sewing machines, sergers, studios and Grace Quilting Frames.

**GET AN ECLIPSE DX SERGER
OR MASTERWORKS II
DIGITIZING SOFTWARE
when you purchase the Ellisimo!**



STRETCH YOUR IMAGINATION

With 18" of throat space and a height of 8.5", the Jewel longarm machine gives you room to accommodate quilts of any size.

baby lock Jewel

Pair the Jewel with the Pinnacle frame from Grace to create your own personal quilting system.

**Machine Quilting on a Frame
Short Arm or Long Arm**

with Wenda Coburn

Class Fee: \$25 Save \$10 if you purchased your quilting frame from Calico Gals.

Pantographs and Pattern Boards

• **Tuesday, April 6th • 5:30 – 8:00 pm**

Whether it is music, football, flowers, leaves, or duckies -you can find the design on a pantograph! Get your quilts quilted quickly and efficiently with pantographs and pattern boards. Wenda's proven tricks and tips are just what you need to master these great tools.

Zippered Leader Cloths

• **Sunday, May 23rd • 12:30 – 3:00 pm**

Leader cloth is an important component of your quilting process. Take the time to create great zippered leaders and save hours of time and frustration. Learn to construct your leaders correctly with sturdy fabric and zippers to improve the function of your quilting frame.

Financing available on all sewing machines, sergers, studios and Grace Quilting Frames.



Spring Classes and Workshops

BEGIN AT THE BEGINNING with Nina Dukette

**3 Wednesdays:
April 14th, 28th & May 5th
5:30 – 8:30 pm**

*Beginner
Friendly*

New to quilting? Or, just looking for a powerful refresher? Nina teaches the tips and techniques that you'll need to begin your next project. In three sessions, become familiar with the basic steps of quilt construction, while making a small machine-pieced project. By the end of the class, you will have the confidence to start your own quilt. Rotary cutting, fabric prep, threads, needles and much more will be discussed. You may reserve a store machine at time of registration. Fee: \$45

PAPERPIECING 101 with Janene Bartell

**Tuesday, May 11th
6:00 – 8:00 pm**

Learn to paperpiece and create endless opportunities to sew beautiful, complex blocks. . . even if you're a beginning quilter. Janene's clear, precise directions will have you paperpiecing in no time at all. Make a sweet heart wallhanging while learning the magic of this machine piecing technique. \$5 kit available at class. Fee: \$20

BINDING BASICS with Sue Ellen Romanowski

**Wednesday, May 12th
2:00 – 4:00 pm
or 6:00 – 8:00 pm**

New and experienced quilters! Learn the tips to finishing your quilt edges with traditional French double-fold binding. Lots of important information will be shared in this class including strip cutting, beginning, mitering corners, and making those smooth connections at the end. Sue Ellen will bring a small quilt for you to bind in class and keep for future reference. Learn a lot and head off to finish your own quilts! Fee: \$28 includes kit and handouts

POCKETS FULL OF RULERS with Kathy Barden

As seen at Quilt Camp, on Facebook and all over the internet!

**Friday, April 16th
10:00 am – 2:00 pm**

Finally! Here is a bag perfectly designed to hold all your rulers, mats, and rotary cutters. The seven interior pockets and three exterior pockets (perfect to embellish) will help you organize and protect your equipment both at home and when carrying it to class at Calico Gals. Come on in with your fabric pre-cut and go home with a finished project. Fee: \$25



SPRING BOUQUET with Kathy Lupia

**Wed. March 31st
5:30 – 8:30 pm**

Welcome Spring! Keep the memories in this beautiful wall quilt. Learn a little piecing, learn a little applique, bring a little spring into your home. Choose fun fabrics to get you through the winter greys. Fee: \$20



Finish those quilts!

FUN & DONE! MAGNIFICENT MEDLEY QUILT with Wenda Coburn

**Saturday May 8th
10:30 am – 1:00 pm**

Quilt-as-you-go methods are becoming more and more popular. Fun & Done is another great time-saving and efficient way of completing a quilt. What are you waiting for? Learn to piece the blocks, quilt the blocks, and assemble the quilt ALL by machine – no hand stitching! This one really is Fun & Done! Fee: \$25

MACHINE QUILTING 101 with Wenda Coburn

**Saturday May 8th
1:30 – 4:30 pm**

Do you enjoy making quilt tops, but have trouble completing the project? Sign up for this class and learn all the basics of quilting your quilts on your sewing machine. Wenda will start out teaching important basting techniques and move on to straight line and free motion quilting. Class includes demonstrations and discussions of tips and tools that will improve your stitches. Bring your machine, threads and muslin squares to practice your new skills. Fee: \$25.

ONE LINE AT A TIME: MORE MACHINE QUILTING SKILLS with Wenda Coburn

**Sat. March 13th
10:30 am – 1:00 pm
or 2:00 – 4:30 pm**

Wenda makes machine quilting easy to learn because she breaks it down into simple skills. Take the next step and learn "quilting with training wheels" with this new method. Basic machine quilting skills or Machine Quilting 101 is required, but advanced skills are not needed. Fee: \$25

Thanks! We appreciate the donations of time and fabric for the JustSew project.

At this time we are only accepting 6-inch strips of kid-friendly prints and solids. But we always need help! Try the class below to see if you might like to volunteer.




**Just...SEW - at Calico Gals!
Quilting in the Jail
with Wenda Coburn**

**Saturday, April 17th
11:00 am - 2:00 pm**

Many people have asked about the Just...SEW program Wenda organizes at the Onondaga County Justice Center. Several gals volunteer their time to teach quilting to the women incarcerated there. In this class you have the opportunity to create one of the quick baby quilts often made at the jail, as we share our experiences in the program. Each project made in class will be donated to Project Linus. Your efforts will touch one or many! Fee: \$5

**PRAYER SHAWL
with Nancy Graham**

**Wednesday, May 5th
1:00 - 4:00 pm**



Is there someone special in your life who's going through a difficult time? Here's your opportunity to give a warm, loving, enduring hug in the form of a beautiful prayer shawl. This uniquely-designed quilted shawl, with a floral block theme, includes conveniently placed pockets. Join Nancy and create this meaningful gift. Fee: \$22

**CARMEN CONVERTIBLE BAG
with Wenda Coburn**

**Wed. March 17th & 24th
6:00 - 8:00 pm**

Switch your bag without removing all your stuff!

Create two totes and one lining for practical and fashionable options. Simply pull out the liner, tuck it into another bag and go! This is one bag you will love to make and use! Fee: \$35



**FABULOUS FRENCH
FLORAL TABLERUNNER
with Janene Bartell**

**Tuesday, April 27th
5:00 - 8:00 pm**

Here's a fun way to learn the classic French Braid pattern in a size that's easy to complete. Create a monochromatic braided background and splash colorful, fusible applique flowers down the center. This is a fast, fun, and finished(!) project. Fee: \$25

Real comfort food - a quilt class for winter and spring!

The Breakfast Club

with Melonie Unger



**Morning Timers:
10 am - noon
or Night Timers: 6 - 8 pm**

This fun class includes the pattern and the "homemade roll" of fabric strips to make the quilt. Choose your colors from our fabric menu.

**Thursday, May 6th
Dutch Breakfast**

Create a great lap size quilt that makes you think of SPRING! Just grab your machine and come to class. The fabric and pattern will be waiting for you along with a delicious snack. Make new friends at the Breakfast Club!

**\$48 includes the food, the fun,
the fabric, the class, the pattern
and the recipes!**


No membership required.

More, please!



**BARGELLO PLACEMATS
with Sue Ellen Romanowski**

**Saturday, May 22nd
10 am - 2:00 pm**



contrast. Even beginners can design dazzling projects in this creative class. Fee: \$30

Enjoy this creative workshop with Sue Ellen and learn simple step-by-step bargello techniques. Then display your artwork on your table in a set of innovative placemats! Start with beautiful fabrics and have fun experimenting with color, texture, and

**TIDDLY WINKS
with Janene Bartell**

**Friday, April 9th
5:30 - 8:30 pm**

Love bold graphics? This quilt is for you. . . or your favorite teenager! Pair two classic blocks in black and white. Then toss in fun splashes of color to create a definite design statement. Learn great techniques to make this quilt fast and easy. (Pssst... easy enough for a confident beginner.) Fee: \$25

Calico Gals' Class Guidelines:

- 1) Registration can be made in person, by phone or by mail with a check or credit card. Each student will receive a class information sheet listing supplies needed.
- 2) Class size is limited. If full, you may be placed on a waiting list.
- 3) If a class is cancelled, a full refund will be issued.
- 4) If you must cancel a class, please do so at least 7 days before the start of the class. Refunds for these cancellations will be issued in the form of a Calico Gals store credit.
- 5) Store credit will be issued for cancellations within 7 days of class only if the space is filled by another student.



Hey Quilters!
Do you consider rotary cutting exercise?
Does fabric shopping raise your heart rate?
Then join QFL... The Quilter's Sport!

It has nothing to do with football! Our league is all about quilting, fabric shopping, road-tripping and fun!

Join the Calico Gals team - the New York Beauties!

- You'll have a chance to win 100 Fat Quarters
- You can enter into monthly prize drawings
- You'll receive QFL discounts at all participating quilt shops
- You'll get 15+ original quilt patterns
- You'll be in the Super Bowl Championship!

Just \$20 to join for the whole season!

Stop in to pick up your membership card and password. Then go to www.teamqfl.com and register for your traveling papers and savings up to 21% in all participating QFL shops.

Calico Gals has 4 New York Beauty QFL teams. You and your friends can join together and enjoy special team parties and shopping events. Choose from the Calico Wildcats, Calico Bear Paws, Calico Pit Bulls or Calico Cougars. **Meet everyone** at the Monday Nite Football Kick-off Party, April 5th, 4 – 8 pm!

QFL - the national quilting program that combines the fun of a 5 month **SHOP HOP** with the activities of an annual **CLUB** program.
No knowledge of football or sports required!

**TEXTURE MAGIC
LITTLE CHARMERS BABY BLANKET**
with Wenda Coburn

**Monday, May 3rd
5:30 – 8:00 pm**

You'll be charming all the babies on the block with this super-comfy-cozy blankie. Start with a charm pack, Minkee pieces and a package of Texture Magic™ from SuperiorThreads. Add a fringe of irresistible baby-friendly embellishments. Use your extra pieces to make a soft block toy. Your precious little one will be delighted! Fee: \$25 + kit

CREATIVE QUILT LABELING
with Sharon Stroud

**Saturday, March 20th
10:00 am – 1:00 pm**

Don't leave your quilts naked—finish dressing them with a custom label! Embellish your own handwriting, as you experiment with simple flowers, vines, and leaves. Class includes Sharon's take-home handouts and samples of fabric prepared for playing! This fun and eye-opening workshop will lead to all kinds of creativity! Go home with newly-learned skills you'll use for creative quilt labels, friendship or signature quilts, and beautiful gifts. Fee: \$22

The Inspire sewing classes are open to everyone with a sewing machine and the desire to learn more about it!

Inspire Classes
for those who love to sew



CLUB INSPIRE CLASSES with Nina Dukette

Serger Bow Tie Block Sergers are great for saving time and finishing neatly. But what about some fun stuff, too? Learn to piece this fast block on your serger. **Mon. March 15, 2-4 pm or Thurs. March 18th 6-8 pm**

Abbey's Treasure Box This small zippered bag is a nice size for small sewing notions or other trinkets. Conquer your fear of zippers with Nina's easy tips. **Mon, April 19, 1:30– 4 or Thurs. April 15, 5:30–8 pm**

Crazy Patch Use those beautiful, decorative stitches on your sewing machine! Become adept at changing the settings on your machine and you'll be finding more ways to use them. Great for binding, too! **Mon. May 17, 1:30–4 or Thur. May 20, 5:30–8 pm**

All Club Inspire classes are \$18. Babylock and Elna owners \$15.

More great classes for **SERGERS**



and **EMBROIDERY MACHINES**

SERGE AND MERGE
with Sue Ellen Romanowski

**Sunday, April 25th
1:00 – 4:00 pm**

Pull out that serger! There are things a serger can do for your quilts that an ordinary sewing machine cannot. Use your serger for piecing and embellishment to create some interesting effects in this speedy quilt. Great serger tips from Sue Ellen who uses her serger for many piecing projects. Fee: \$28

STIPPLE, STIPPLE!!
with Nina Dukette

**Sunday, May 16th
Noon – 4:00 pm**

Turn your embroidery machine into a longarm machine. Learn to stitch raw edge appliqué and stippling in the hoop. Use the quilt-as-you-go method for joining the blocks, and you won't even need to thread a hand needle for this project. Requirements: 5 x 7 hoop or larger. Design Pack will accommodate most embroidery formats. Fee: \$30

CLUBS in the BARN

Calico Gals Book Group (aka: CGBG)

with Kathy Barden and Nancy Graham

The new book group met upstairs in the "Stitching Lounge" to read and discuss *The Lost Quilter* in January and *Prayers for Sale* in February. For March, it will be *The Persian Pickle Club*. If you guessed that April and May's books will have a "quilty" theme, you're right!

Groups meet at 10 am on the 3rd Tuesday of every month
\$20 class fee includes book
or a \$20 shopping pass on CGBG day!



begins in March - join anytime

Make a \$10 quilt! Bountiful Baskets

Join the Saturday Samplers
or the Tuesday Samplers

Receive the pattern and fabric to make one large basket block for only \$10. Bring your completed block back to your meeting the following month and get your next block free! Mini basket blocks will be available for purchase each month.

Saturday Samplers meet the
2nd Saturday each month at 9 am

Tuesday Samplers meet the
2nd Tuesday each month any time
between 11 am and 1 pm - stop in
on your lunch hour!



Jo's Little Women Club

with Beth Broadway and Melonie Unger

Make six small, olde-looking quilts using Jo Morton fabrics, reproductions from the Civil War era. This is a cutting and technique club, no need to bring your machine. Fee \$90



Club 9 is here!

Mondays: March 22,
April 26, May 24,
June 28, July 26
10 am - noon
or 5:30 - 7:30 pm

Class fee includes:

- 20 (TWENTY) Jo Morton fat quarters
- All classes • 15% off all class purchases
- demos, refreshments, friendships, book readings, historical discussions, sharing of small quilts and fabric collecting



BIRDS BLOCK OF THE MONTH

You can still get
in and catch up!

Begin with the cardinal and then collect and make a different beautiful bird block each month. Use hand, fusible or machine applique to create individual projects or combine all blocks to make a bird quilt.

**\$9 per month includes pattern
and all fabrics needed for each bird block.
\$18 registration includes first and last
month's blocks.**

Sweet Picktn's

A stitchin' club for
busy people who like
fast and fun, quick and
cute projects.

\$36
for 12
months

Sweet Picktn's Sundays

Bonus! Open House noon to 4 pm:
March 28, April 25, May 23 and
June 27. Meet other club
members, sample the recipes
and see demos of the projects

All new 2010 PRINTS Charming

- Save \$5 each month on the featured charm pack collection. (regular retail \$15)
- A pack reserved just for you - stop in anytime during the month. Pick up extra packs for only \$10, too!
- \$20 membership fee for 2010 - includes a free charm pack pattern when you enroll!
- Great samples and project ideas to use your packs.
- No obligation - choose only the packs you love!

*Only \$20 for a whole year of
savings on beautiful pre-cut
collections!*

The Prints Charming
Packs are specially
chosen, coordinated
packages of
75 five-inch squares.
A fun new fabric
theme every month.



New Quilt Kit!
English Pathways
 by Kaye England.
 Includes fabric
 and pattern in a
 decorator box.



English Pathways with Beth Broadway

Thurs: April 22, May 27, June 24, July 22, August 26 5:30 - 7:30 pm

Join your friends at Calico Gals to create this exquisite, medallion-style quilt from one of our favorite designers, Kaye England. The fabrics are to die for, the pattern keeps your interest, and the teacher will help you get it right! Piece the center star first, then add a row around each month. Making this quilt will improve your piecing skills and challenge the confident beginner to advanced quilter, resulting in a stunning heirloom project for your own home or a cherished gift. Keep the trunk for yourself! **Kit and 5 classes: \$150 Kit only: \$125**

Jammin' Jelly Classes

club members save 10% on class fees


Saturday, March 27th

10:00 am – noon or 1:00 – 3:00 pm

Gotta getta Bali Pop and make this zippy top! Already have a Bali Pop and don't know what to do with it? Bring it in and Janene will share the tips to whip up this great quilt. Simple rectangles come together in a clever design. All your artistic buddies will be so jealous! Fee: \$12

BALI POP TOP

with Janene Bartell



COOKIE SPRINKLES
 with Melonie Unger

Sunday, April 11th
12:30 – 3:30 pm

Pick up a jelly roll and mix in two charm packs. Melonie continues to teach this popular class and these beautiful quilts continue to make appearances in the store. What a fun and easy way to design a beautiful quilt that goes together quickly. Fee: \$25



Jammin' Jelly Club 2010


2010 Membership includes: **a free book!**
 "Layer Cake, Jelly Roll and Charm Quilts"
 (Retail value \$24.95)

and **a \$5 discount** on every Jelly Roll
 or Layer Cake purchase through Dec 2010

and **a 10% discount** on every Jammin' Jelly class!

\$36 for the whole year!

Layer Cake,
 Jelly Roll and Charm Quilts



PAM & NICKY
 LINTOTT

moda
greenpiece

Groups meet on the 2nd Thursday
 of every month: 10 am or 6 pm

Annual Fee (includes all patterns):
 \$36 for club meeting or mail order
 \$24 for pick up and take-out



Reuse!
 Recycle!

Rejoice!

**Sew
 Trashy**



CONTINUING CLASS SERIES

with Gay Silkey and Melonie Unger
 Make something new from something old!
 Be creative, thrifty and smart! This is fun!

DENIM MARKET BAGS

Just can't part with a pair of old jeans?
 Transform that comfy denim into a
 stylish and practical market bag.
 Several designs work well - choose
 your favorite! Fee: \$20

Thursday, April 1st
10:00 am – Noon
or 6:00 – 8:00 pm

SHABBY CHIC NAPKINS

Pull out those beautiful vintage table-
 cloths, damaged with a hole or stain
 and give them a new life as napkins.
 Sew shabby chic! Class includes bonus
 Sew Trashy/Sew Crafty napkin ring
 project. Fee: \$20

Thursday, June 3rd
10:00 am – Noon
or 6:00 – 8:00 pm

SPECIAL EVENT Tree Farm Throw

**Saturday, May 1st
9:00 am – 4:00 pm**

Just a few reasons to attend this event:

- Piece a quilt top in one day
- Start with a beautiful large scale print and turn it into an amazing quilt
- Excellent gift for guys, teens, anyone!
- Great instruction from great teachers (Nina Dukette and Lynn Schantz)
- Lots of fun with fun teachers (Nina Dukette and Lynn Schantz again)
- Lunch included - soup and beverages
- Spend the day doing what you love
- All of this and much more for only \$45!

Begin in May with the
Mary Todd Swap!

Each month, for 6 months, make 12 small, 9-patch blocks using our pattern and beautiful civil war reproduction fabrics. Drop them off by the first and we will swap them up by the 10th.

Then in August, everyone starts the **Honest Abe Swap.**

The simple snowball block is fast and easy to make 12 each month.

At the end of the swaps, “marry” your blocks together! They combine perfectly to form a beautiful alternate pattern and create a wonderful scrappy quilt.

Bonus! Join the Mary Todd swap and get Honest Abe for free!

Something new
from
BlockSwappers!



Only \$5 to join
Choose Mary Todd,
Honest Abe or both



March 28 – Toe Be or Not Toe Be

April 18 – Ankle Deep

May 16 – Heel-p Me!

June 6 – Toe Each Her Own

All classes are held noon-3pm

**Joan-Sock
Sundays**
with Joan Ford

You'll have happy feet when you're wearing your very own pair of handknit Joan-Socks! Use small circular needles and Joan's secret sock recipe, put the chili in the crock pot, and c'mon in and make socks. Each Joan-Sock Sunday will feature a different element of the sock construction. Join any time. Experienced knitters only, please! Fee: \$10 per session

\$10 CLASS!

T-SHIRT OPTIONS
with Viki Ambler

**Saturday, May 15th
10:00 am – noon
or 2:00 – 4:00 pm**

If you have been saving a pile of special T-shirts for just the right project, here is your chance to figure it out! Viki has made several T-shirt quilts and is sharing her tricks to cutting and sewing shirts into blocks that can be used for quilts, wallhangings and pillows. Leave this hands-on workshop with the basic knowledge to tackle that pile of shirts! **Fee: \$10**



Spring into action
with Calico Gals
really hot

Roasted N.U.T.Z.

No Unfinished Top Zanies
(N.U.T.Z. or Zanies)

Once again (actually three times) you can bask in the glow of finishing one of those UFOs begun in a Calico Gals class. Share in the determination of others to have No Unfinished Topz. (...or just come to sew with other fun folks.) Join the NutZ! Bring your “stuff” (and a sandwich filling, we'll be baking the bread), your pattern and your project... Show and Tell, too. Kathy Barden, is the hottest - or rather the hostess. Class discount applies to items purchased to finish your project du jours.

Fee: \$10 per session - it's a steal!

Nutty Dates: 10 am to 3pm Expanded time!

More fun! Fridays: April 9th, May 7th, and June 4th

YIKES
with Sue Ellen Romanowski

**Thursday, April 22nd
1:00 – 3:00 pm**

Calling all lovers of contemporary quilt patterns! This dramatic quilt is made of large blocks with varied center squares and frames. A clever technique and Sue Ellen's tips make it achievable for all. Yikes is fun in all styles of fabric. The unique piecing system allows the border to come together as you piece the blocks. Yikes! Fee: \$20





Georgia

on my
mind...

Let's go!

Choose your
color theme:

- Peach Blossom
- Midnight Train
- Devil Went

Down to Georgia

Friday, April 23rd
5:30 – 8:30 pm or
Saturday, April 24th
10:00 am – 1:00 pm
or 1:30 – 4:30 pm



**\$48 class fee includes the
pattern and the fabric.**

- Join Janene Bartell on a tour of North America
- Get your passport stamped and earn points towards a **free** mystery class!
 - Enjoy refreshments and recipes.
- Class includes pattern and all fabric for quilt top in your choice of color schemes.

And in June...
we're heading west!

Nevada



Friday, June 11th
5:30 – 8:30 pm or
Saturday, June 12th
10:00 am – 1:00 pm
or 1:30 – 4:30 pm

CARE and FEEDING of YOUR FEATHERWEIGHT with Sharon Stroud

Saturday, June 26th
1:30 – 4:30 pm


Take an afternoon and get your Featherweight running in tip-top condition. This is the essential class for all Featherweight owners. Go home with the skills to clean and oil your machine. Know where to lubricate, how to do simple repairs and much more. Class is for the old black Singer Featherweight machine only. Fee: \$22

BUGLE BOY - A SQUARE IN A SQUARE® QUILT with Wenda Coburn

Wednesday, May 19th
5:30 – 8:00 pm

Make it once,
make it right!
Use the NEW

Square in a Square® 4-Patch ruler to create a beautiful star and 4-patch block. Learn to create patchwork units that come out the correct size each and every time! Wow - that feels good! Bonus - pattern and instruction book included with purchase of ruler. Fee: \$25



ITTY BITTY BLOOMS with Kathy Lupia

Tuesday, June 8th
5:30 – 8:00 pm

Do you find those charm packs irresistible? Is your stack in need of a new project? Here's the answer! Itty Bitty Blooms brings the first garden flowers to your table in a quick-to-piece table topper. Easy construction and a fun pattern makes this quilt a great project for beginners. More experienced quilters will enjoy the quick-piecing tricks learned in the class. Fee: \$20



Tues. May 25th
5:30 – 8:30 pm

NEW LIFE with Janene Bartell

Fast fusible techniques create this lovely "stained glass" wall hanging. Just four fabrics will bring a taste of spring to the end of a long winter. Bonus! Learn some great tips including a technique to applique and quilt your wallhanging in one easy step. Fee: \$25

LACY LEAVES with Sue Ellen Romanowski

Saturday, April 17th
3:00 – 5:00 pm

Here's something new! Use thread to 'paint' astonishingly realistic leaves onto stabilizer. The lacy leaves created by you and your sewing machine can be cut out and applied to a background fabric. Embellish bags, table runners, jackets - just about anything with these beautiful leaves. Fee: \$20



Please note: Calico Gals is respectful of pattern designers and their copyright statements. Each student and teacher must have a separate copy of the book, pattern or tool if required for a class as per the supply list. Calico Gals will respectfully decline any request to make photocopies unless permission is granted from the designer for a specific purpose.

QUILTED SEASONAL WREATH
with Sue Ellen Romanowski

Sunday, June 6th
1:00 – 3:00 pm

Are we really crazy to cut fabrics into little pieces and sew them back together again? Not when you look at this wreath project! Much easier than it appears and a whole lot of fun to show off, you could make one for each season. Fee: \$20



DOUBLE WEDDING RING
with Kathy Lupia

Tuesday, May 18th & June 1st
6:00 – 8:00 pm

The classic Double Wedding Ring is one of the most-loved quilt patterns of all time. If you've been frightened of what appears to be complicated piecing in this design, fear no more! The Quiltsmart method removes all the curved piecing and guarantees great success for everyone. Try out a table runner in class. Gain the confidence to tackle larger quilts. A perfect present for those summer weddings. Fee: \$30

Scrap Therapy®

Spring Cleaning Time!

Join quilters everywhere who are getting organized and shrinking their scrap fabric stash! Convert your twisted wads of fabulous quilting fabrics into projects you can use! All you need is a plan...
...you need ScrapTherapy®!

Have Fun, Get Organized, Make Quilts!

Cutting Workshops with Joan Ford

Do you need ScrapTherapy®? It's your turn to save time and space. Tame your piles of fabric scraps into organized, stackable bins full of usable pieces. The class fee is only \$12 and includes a free SCRAP Stack storage bin.

Take the Cutting Workshop once or repeat it over and over again!

Wednesday, April 7th
2:00 – 4:00 or 6:00 – 8:00 pm

Project Therapy

Join the ScrapTherapy® Design Team!

Assist with the newest soon-to-be published ScrapTherapy® project patterns! Participate as real-time, top-secret class elements and pattern design decisions are made.

Pre-requisites:

- Attend at least one ScrapTherapy® Cutting Workshop
- Maintain an active email address
- Provide constructive editing comments, suggestions and general assistance requested as the next ScrapTherapy® patterns are developed.

ProjectTherapy Small Project

Tuesday April 20th, 5:30 – 8:30 pm

Who knows what lurks in your scrap bins! Something old? Something new? Or perhaps a little of both! One thing's for sure, this next project will be an original and you can be in on its creation from the get-go! Pre-publication pattern provided in exchange for editing comments. Fee: \$20

ProjectTherapy Quilt

Tuesday May 4th, 5:30 – 8:30 pm

Combine piecing and crafty elements as this quilt project unfolds. Sample some unique techniques and notions along with your scrap fabrics in a brand new pattern that you help to create! Pre-publication pattern provided in exchange for editing comments. Fee: \$20

ScrapTherapy® Quilt Projects with Joan Ford

At least one ScrapTherapy® Cutting Workshop is a pre-requisite to any ScrapTherapy® Quilt session or ProjectTherapy session.

Turn your organized scraps into quilts and quilted projects! Watch your scrap stack disappear with these originals!



You don't have to be a dog lover to love this quilt. This project is so much fun to make you'll want to make two! We'll use Quiltsmart interfacing for the blocks and sashing. A dog-gone good time indeed! Fee:\$20 plus pattern

Dog Gone Scappy
Wed, May 26th & June 9th
2:00 – 4:00 or 6:00 – 8:00 pm

Take
away
any
fear

Fly Away
Tuesday, March 9th & 23rd
2:00 – 4:00 or 6:00 – 8:00 pm

of flying and use tons and tons of small scrap fabrics! The jumbo-sized blocks eat up fabric from your scrap bin like crazy. Use the Wing Clipper to make perfect flying geese, and add super-cool personality with paintstiks to make this truly a one-of-a-kind quilt! Fee:\$20 plus pattern

The ScrapTherapy® Runway Show has been postponed. Stay tuned for more information.

Sometimes you can leave your sewing machine at home!



A GREEN THUMB FOR EVERYONE with Sharon Stroud

Mondays:
April 12th: Cardinal Climber
May 10th: Pansy
June 21st: Marigolds
1:00 – 4:00 pm
or 5:30 – 8:30 pm

Needleturn appliquéers – thread your needles! How about some fun with a challenge? Sharon's original flower designs are beautiful and ready to be completed as 10-inch blocks. Pick one or the whole bouquet. These mix-and-match projects finish beautifully as individual wall-hangings or work together in a table runner or quilt. Each class includes pattern. Fee: \$22 each



WOVEN HEARTS with Melonie Unger

If you love working with wool or are thinking about learning, this class is a winner! Create a gorgeous table topper in vibrant colors by cutting and weaving the pieces together. Learn to cut out the base and appliques, fuse them to the wool and the embroidery stitches to enhance them. Fee: \$20

Friday, April 16th 6:00 – 8:00 pm

SPRING BLOOMS with Melonie Unger

Try something new! This charming wall hanging is a delightful mix of linen and wool. Choose your favorite wools in your favorite colors. Learn to attach them to the linen with embroidered hand stitching. This project is a beautiful addition to any home and makes a wonderful gift. Fee: \$20

**Friday, May 21st
6:00 – 8:00 pm**

HAND QUILTING WITHOUT A HOOP with Sharon Stroud

**Sat. April 10th
10:30 am – 5:00 pm**

Spend some quality time stitching with Sharon and learn her secrets to getting those tiny, neat hand quilting stitches. She will show you her method of quilting without a hoop and without stabbing your underneath fingers. Basting, marking methods, echo quilting, thread types and batting choices are covered as well as the quilting stitch. Fee: \$38 includes prebasted quilt sandwich kit.



DOUBLE STITCH! with Joan Ford

**Friday, June 18th
1:00 – 4:00 pm**

You've seen the cute little wall hanging. Now, get the kit and make one for yourself! No sewing machine means a fun, portable project! The double stitch is a decorative hand piecing method originally intended to reinforce repurposed fabrics. The perfect project to throw in your vacation carry-all and come home with it all done! Fee: \$15



BALTIMORE IN 3-D with Sharon Stroud

**3 Wednesdays:
June 23rd, 30th & July 7th
1:00 – 4:00 pm
or 5:30 – 8:30 pm**

Calling everyone who loves appliqué! Let's kick it up a notch and add a few new tricks to your bag of sewing skills! Fill a basket of blooms as you learn to make ruffled roses, gathered and folded buds, and yo-yo flowers. Create the basket with reverse appliqué panels. This instruction-packed class also includes Sharon's tips on making perfect 1/4-inch stems and sharp points on your leaves. Basic hand appliqué skills are a prerequisite. Fee: \$52 - a deal at \$16 per class!

QUILTS IN OLDE ENGLISH with Sharon Stroud

**Sat. June 26th
10:00 am – 1:00 pm**

Do you already enjoy the peaceful activity of hand quilting? Learn to add another dimension to your project with trapunto padding. This "Quilts" wall hanging is a wonderful beginning piece and makes a great gift, too! Fee: \$22





Calico Gals

3906 New Court Ave.
Syracuse, NY 13206
315-445-0617



PRSRT STD
US POSTAGE PAID
SYRACUSE NY
PERMIT 1

Visit the gals on the web:
www.calicogals.com
Store Hours:
Monday - Saturday 10-5
Sundays: 12 noon to 4 pm
Closed: Easter Sunday and
Memorial Day Sunday and Monday



For more info and
free patterns log on to
www.AllPeopleQuilt.com

Calling all quilters, sewers and crafters! *American Patchwork & Quilting* and *Calico Gals* are challenging you to join the efforts to **Make a Pillowcase, Make a Difference**. Drop off one or more pillowcases at Calico Gals and we will deliver them to ConKerr Cancer for kids and the Refugee Resettlement Organization here in Central New York. Use your scraps or pick up an affordable kit.

**make a
pillowcase
make a
difference**

It's time for the

Spring Fling!



May 7th - 8th - 9th

at Calico Gals, Mission Rose Quiltery
and Patchwork Plus Quilt Shop

Pick up a ticket to the 2010 Spring Fling: Pocket Full of Posies! This fun event for quilters and friends includes refreshments, demos, and fabric for projects at each stop. A visit to all three shops includes the pattern at the end. Finishers are eligible for prize baskets, gift certificates and more!

Ring Around the Posies

*It's an easy shop hop
--- you could even do it in one day!*

Judi, Mary and Janet are working together to
bring you the best Spring Fling ever!

\$15 tickets go on sale April 1st.

